Turkey Trails & Tales

Directions: Follow the instructions below to cut and fold your booklet. Take your booklet anywhere this holiday and enjoy coloring, puzzles, games, and more! Happy Holidays!

Step 1



Fold paper in half and unfold.

Step 2



Fold in half the other direction.

Step 3



Fold in half again.

Step 4



Unfold and cut the paper on the yellow dotted line.

Step 5



Unfold Completely.

Step 6



Fold in half the long way.

Step 7



Push ends toward the center until they meet.

Step 8



Front and back cover should be facing the bottom.

Step 9



Fold cover over inner pages.

I'm thankful for

C Q F K N K S I W Y H Z F P
P I E V T U R K E Y K V N I
A W F A M I L Y F A L L Y L
S Q U A S H C T Q L O W V G
F A R Y U C Z F A M I L Y R
C A X N R T H A N K F U L I
Q O C E L E B R A T E T X M
Q D L Y D E M K E C G U S S
A X Z O D X P F E A S T T N
K X I P N H A R V E S T R D
Q A M E R I C A U F T O N I
I N D I A N S B Q X C I D H
C Z O Z Q T T T B Z J G D Y
Q S D T Q T P U M P K I N P

TURKEY
FEAST
THANKFUL
CELEBRATE
FAMILY
SQUASH
PUMPKIN
PILGRIMS
CORN
FAMILY
PIE
INDIANS
FALL
COLONIST
AMERICA
HARVEST

Find 8 Differences

Answer Key

C Q F K N K S I W Y H Z F P
P I E V T U R K E Y K V N I
A W F A M I L Y F A L L Y L
S Q U A S H C T Q L O W V G
F A R Y U C Z F A M I L Y R
C A X N R T H A N K F U L I
Q O C E L E B R A T E T X M
Q D L Y D E M K E C G U S S
A X Z O D X P F E A S T T N
K X I P N H A R V E S T R D
Q A M E R I C A U F T O N I
I N D I A N S B Q X C I D H
C Z O Z Q T T T B Z J G D Y
Q S D T Q T P U M P K I N P