Bowling with the Birds

Directions: Cut out the 6 turkeys and the 6 rectangles. Follow the assembly instructions to make your turkeys come to life with some bowling action!



Flip to the back





Tape the brown rectangle around the skinniest part of the bowling pin and attach to the back of your turkey head. Repeat this for all 6 pins.

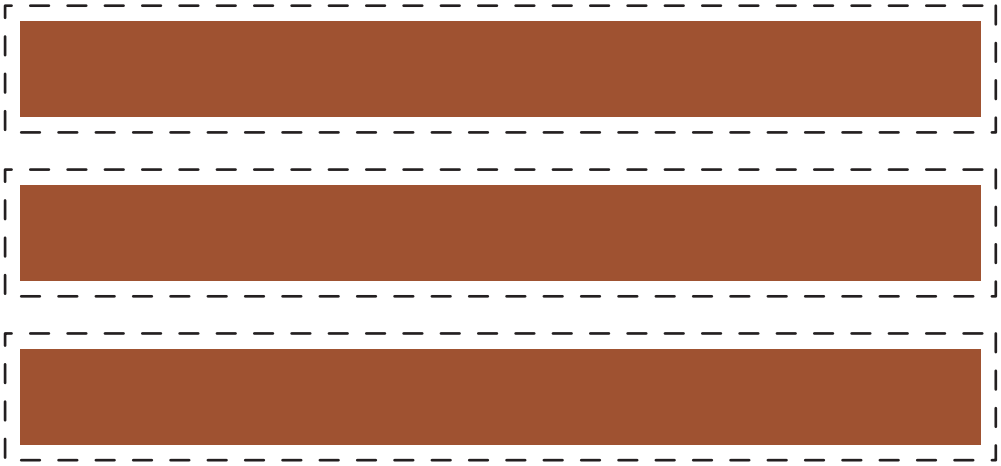



© 2024 MARVEL

Bowling with the Birds

Directions: Cut out the 6 turkeys and the 6 rectangles. Follow the assembly instructions to make your turkeys come to life with some bowling action!











