

SLAM!


Directions: Follow the instructions below to set up and play SLAM with your friends!



All you need is a
PLAYBALL!

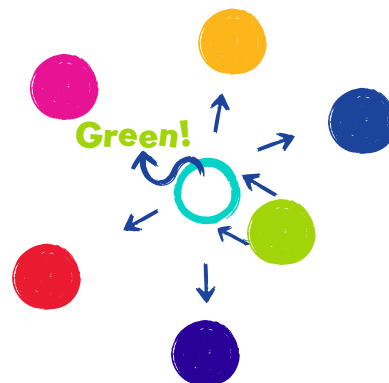
STEP 1

Gather a group of friends together and have one person stand in the middle and the rest of the players stand in a circle around you.



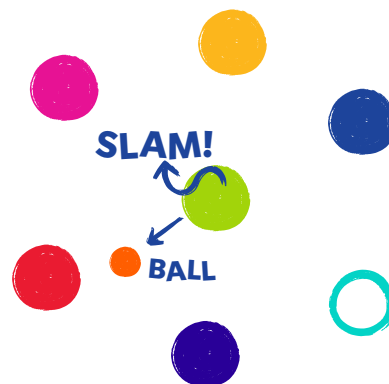
STEP 2

The player in the middle throws a ball into the air while calling out a name of a person in the circle. That person must run and catch the ball as quick as possible.




STEP 3

While the player is catching the ball all the other players must run as far away from the person catching the ball. When the ball is caught that player must shout "SLAM".



STEP 4

The players who are running away must stop when the word "SLAM" is said. The player with the ball then tries to throw the ball and hit one of the players.



STEP 5

If the player hits someone with the ball then the player who got hit gets a letter added to the word "SLAM". If the player who throws the ball misses then they get a letter added to the word "SLAM".

STEP 6

When a player gets all four letters in the word "SLAM" they must sit out the rest of the game til the last person stands .

