

Window Stickers

Directions: Use colored glue or get clear glue and add colored paint with the colors you want. Tape plastic wrap over the summer print out. Have your kid trace the objects with the glue. If you use more than one color of glue make sure to let them dry between each color so they don't mix. For easy removal, fill in the objects so they won't break when you go to peel them. Let them dry fully overnight then you can peel them off the plastic wrap and stick them on the window!

GLUE



STICK

imagine
the fun







 @hedstromtoys





 @hedstromtoys

 /hedstrom

 hedstrom.com

 Hedstrom®





imagine
the fun

 @hedstromtoys

 @hedstromtoys

 /hedstrom

 hedstrom.com

 Hedstrom®