

Salt Paint

Directions: Follow the directions below to learn how to salt paint.

What You'll Need



Iodized Salt, Elmers White Glue, Water Color or Watered Down Food Coloring, Paint Brush, Tray



1
Take your glue and draw the outline of your picture






2
Pour salt over the glue. Dump excess salt off of the picture.



3
Paint your picture with the water color and watch the salt absorb the color



4
Let dry for 1 hour and hang up to display



imagine
the fun


 @hedstromtoys

 @hedstromtoys

 /hedstrom

 hedstrom.com

 Hedstrom®



imagine
the fun

 @hedstromtoys


 @hedstromtoys

 /hedstrom

 hedstrom.com



Hedstrom®



*imagine
the fun*



@hedstromtoys



@hedstromtoys



/hedstrom



hedstrom.com



Hedstrom®