

Wacky Snowman Playball

Directions: Cut out snowman accessories. Write all the labels provided over the ball. Toss the ball to your family member and whatever accessory their left hand lands on is what you decorate your snowman with! Have fun creating your wacky snowman!



Wacky Snowman Playball

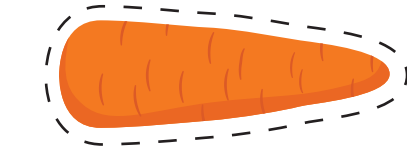
Directions: Cut out snowman accessories. Write all the labels provided over the ball. Toss the ball to your family member and whatever accessory their left hand lands on is what you decorate your snowman with! Have fun creating your wacky snowman!

NOSES

EYES

LABELS


CARROT



PENCIL



CELERY



SHOE



LABELS


BUTTONS



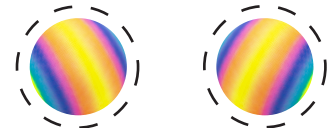
PEPPERMINT CANDIES



GOOGLY EYES



PLAYBALLS



LABELS

MOUTHS

LABELS

DOTS



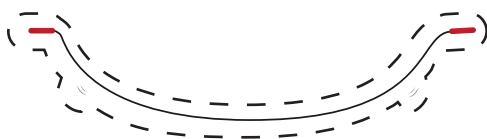
TEETH



LIPS



JUMP ROPE



MUSTACHE



Wacky Snowman Playball

Directions: Cut out snowman accessories. Write all the labels provided over the ball. Toss the ball to your family member and whatever accessory their left hand lands on is what you decorate your snowman with! Have fun creating your wacky snowman!


PIRATE HAT



HATS

~ LABELS ~

COWBOY HAT




CIRCUS HAT



TOP HAT



TIARA



Wacky Snowman Playball

Directions: Cut out snowman accessories. Write the labels provided all over the ball. Toss the ball to your family member and whatever accessory their left hand lands on is what you decorate your snowman with! Have fun creating your wacky snowman!

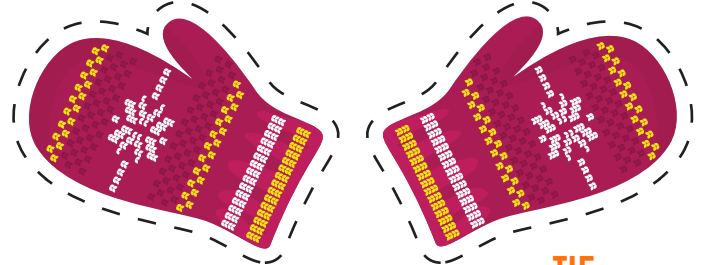
OTHER ACCESSORIES

LABELS ~~~~~




SLING

BOXING GLOVES



GLOVES

TIE



SCARF

CHAIN

