




Create A Cootie Catcher



Directions: Cut out the square. Then fold your cootie catcher using the instructions below. Play with your friends and family on Thanksgiving!



PUMPKINS



1
How did the turkey get home for Thanksgiving?
It took the gravy train



2
What are three things that make you smile?



TURKEY

3
What do you call a running turkey?
Fast Food

4
Why didn't the turkey eat any dinner?
He was already stuffed

5
Who is a person you are grateful for?

6
Name one good thing that has happened to you this year.

7
What do sweet potatoes wear to bed?
Yummies

8
What is your favorite Thanksgiving food?

9
What do
sweet potatoes wear to bed?
Yummies

10
What do
sweet potatoes wear to bed?
Yummies




PIE



OWL

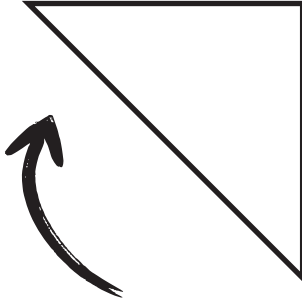
Folding Instructions

1.




Cut out square and flip it so the side with writing and pictures is face down...

2.




And fold

3.




Unfold

4.



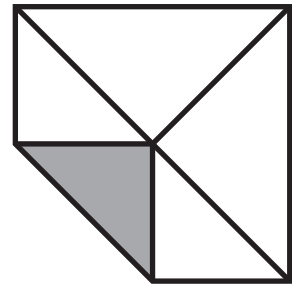
Fold

5.




Unfold

6.



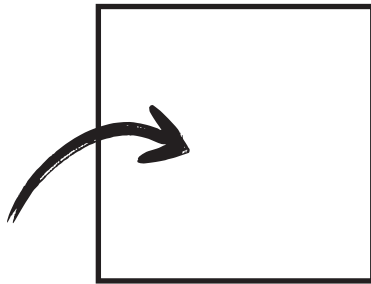
Fold all 4 corners...

7.



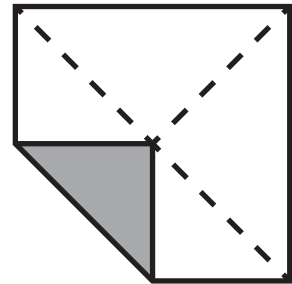
Into the center

8.




Flip entire square over

9.



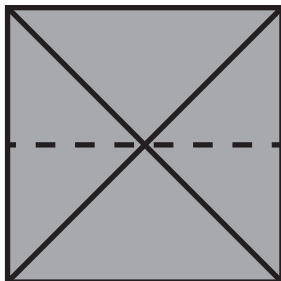
Fold all 4 corners...

10.



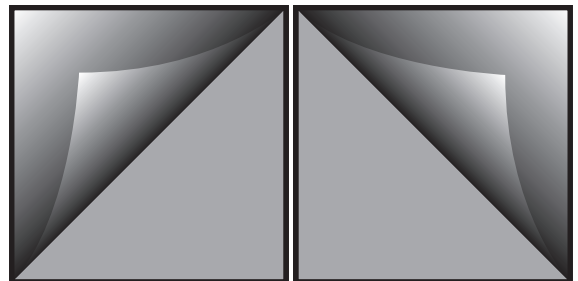
Into the center

11.



Fold in half

12.



Insert fingers into flaps

How to Play

Step One:

Get a friend to choose one of the outer four squares.

Step Two:

**Look at the item on the square selected.
Open up and down and side to side as you count
each letter of your item.**

**EX. Pie, count 3 times
Turkey, count 6 times**

Step Three:

**When you've stopped counting
look inside and let your friend choose a number.**

Step Four:

**Count the numbers, open close, side to side,
then choose again.**

Step Five:

**Whatever number they choose open that pannel and read
the question or joke.**

Step Six:

Trade turns and play over and over again.